








3388 install instruction

Build Up Procedure		Part	Drawing	Build Up Procedure		Part	Drawing
1	Take Apart of Top Cover	Top		5	Install HDD and Cable	HDD	
2	Take Apart of ODD-BRACKET	ODD-BREAKE T		6	Install ODD and Cables	ODD	
3	Install I/O Shield	I/O		7	Install the ODD-BRACKET And Connect All Cables	ODD-BREAKE T	
4	Install the M/B And Connect All Cables	M/B		8	Screw Top Cover	Top	